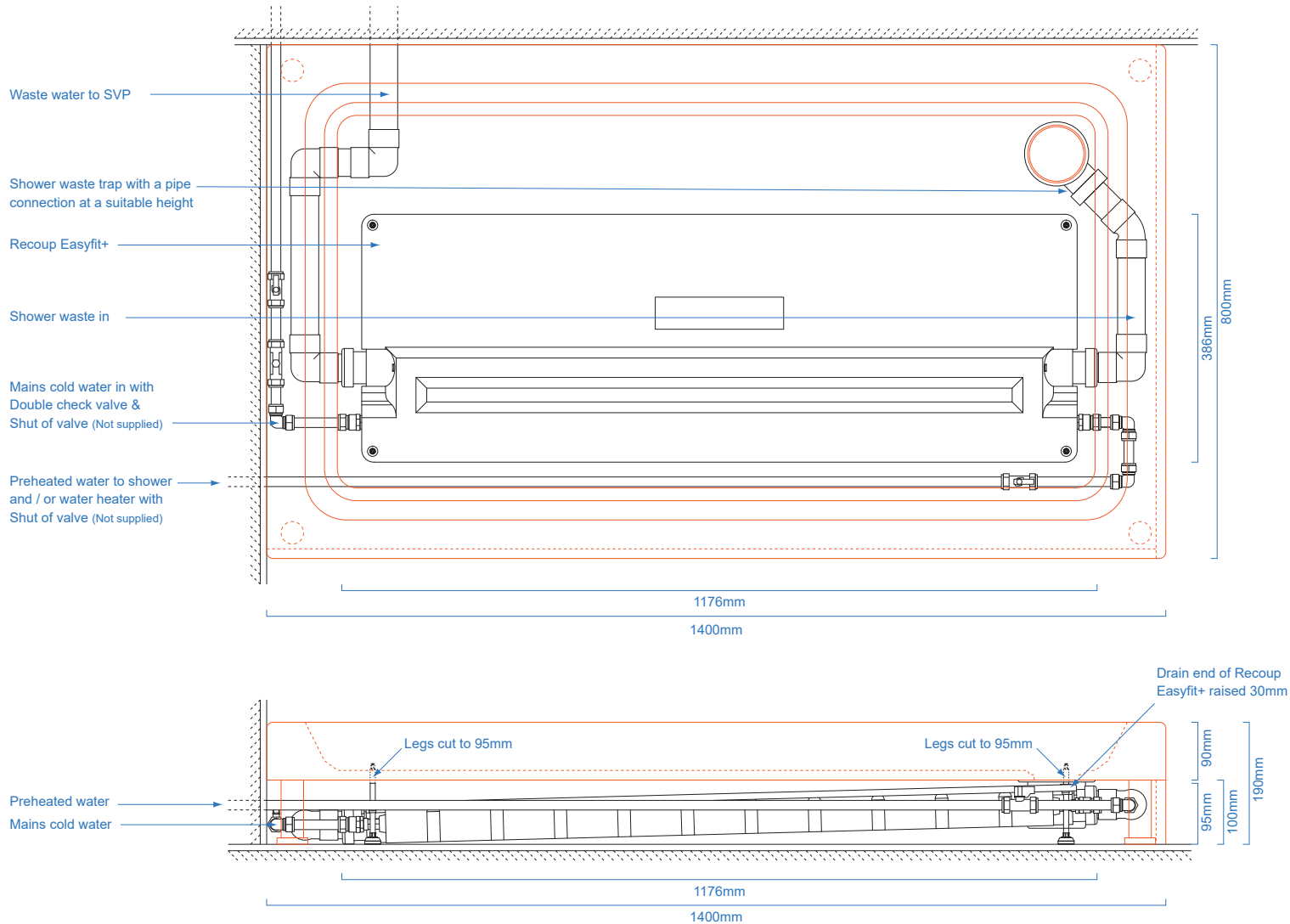


Recoup Easyfit+ installed under Mira Flight Shower Tray 1400mm x 800mm (flat top corner drain) raised with Mira Flight Riser Conversion Kit - Orientation A

NB: Additional alternative support may be required for the tray when using riser conversion kits with central tray legs, always check the shower tray & riser kit manufacturer's installation information.



These drawings are specific to Waste Water Heat Recovery for Showers (WWHS). Recoup Energy Solutions Ltd do not hold any responsibility for the design or M&E integration of WWHS to the cold water services. It is the responsibility of the installer to read the specification and installation instructions. WWHS drawings and installation documentation must be adhered to. THIS DRAWING REMAINS THE PROPERTY OF RECOUP ENERGY SOLUTIONS LTD.



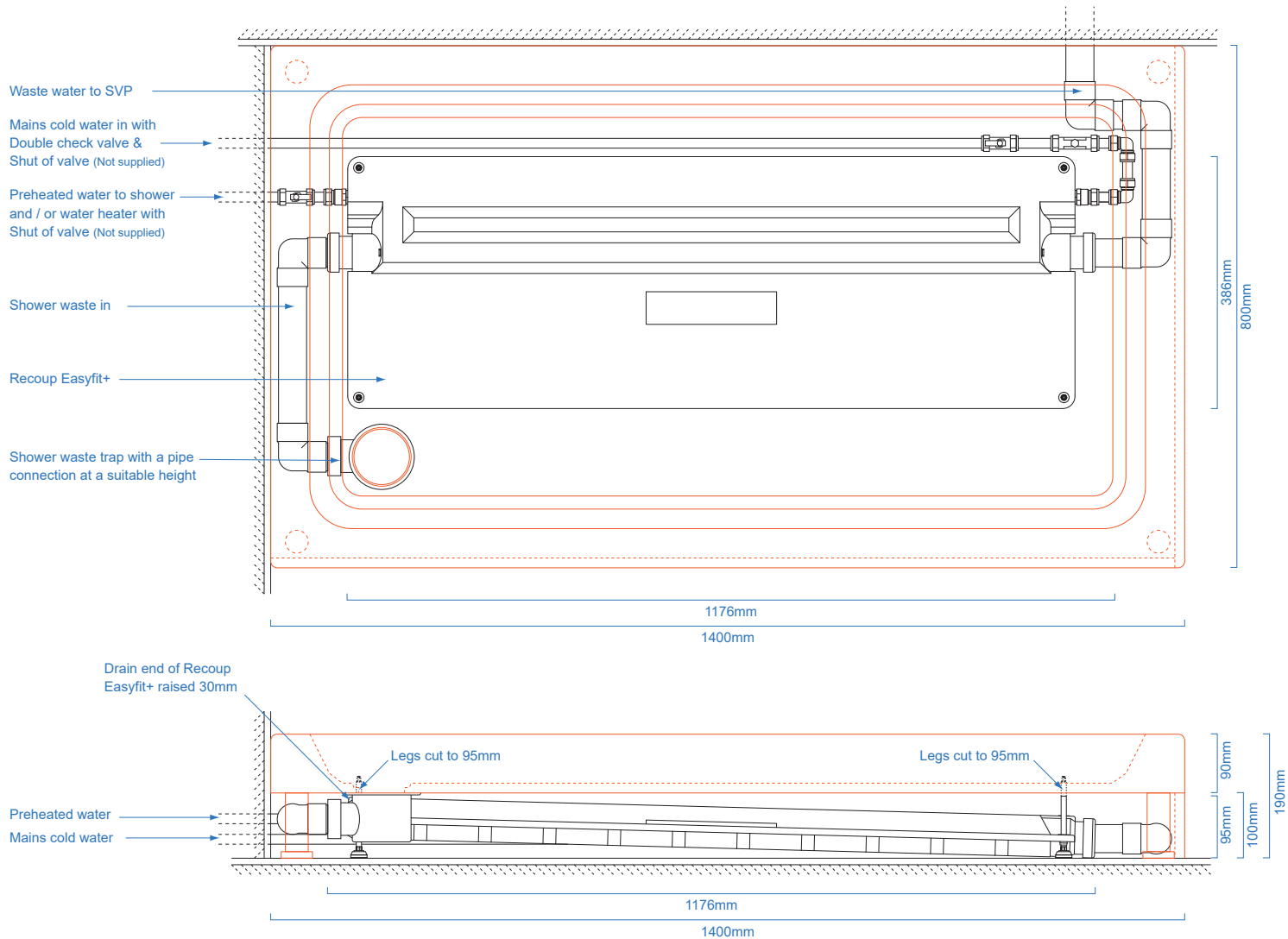
t: 01379 844010
e: info@recoup.co.uk
w: www.recoup.co.uk

Recoup Energy Solutions Ltd
PO Box 365, Eye,
IP22 9BH

Title: Recoup Easyfit+ Installation Under Shower Tray with Riser Kit & Corner Drain (A)
Date: 16 / 03 / 2023
Scale: Scale 1:10 @A4

Recoup Easyfit+ installed under Mira Flight Shower Tray 1400mm x 800mm (flat top corner drain) raised with Mira Flight Riser Conversion Kit - Orientation B

NB: Additional alternative support may be required for the tray when using riser conversion kits with central tray legs, always check the shower tray & riser kit manufacturer's installation information.



These drawings are specific to Waste Water Heat Recovery for Showers (WWHRs). Recoup Energy Solutions Ltd do not hold any responsibility for the design or M&E integration of WWHRs to the cold water services. It is the responsibility of the installer to read the specification and installation instructions. WWHRs drawings and installation documentation must be adhered to. THIS DRAWING REMAINS THE PROPERTY OF RECOUP ENERGY SOLUTIONS LTD.



t: 01379 844010
e: info@recoup.co.uk
w: www.recoup.co.uk

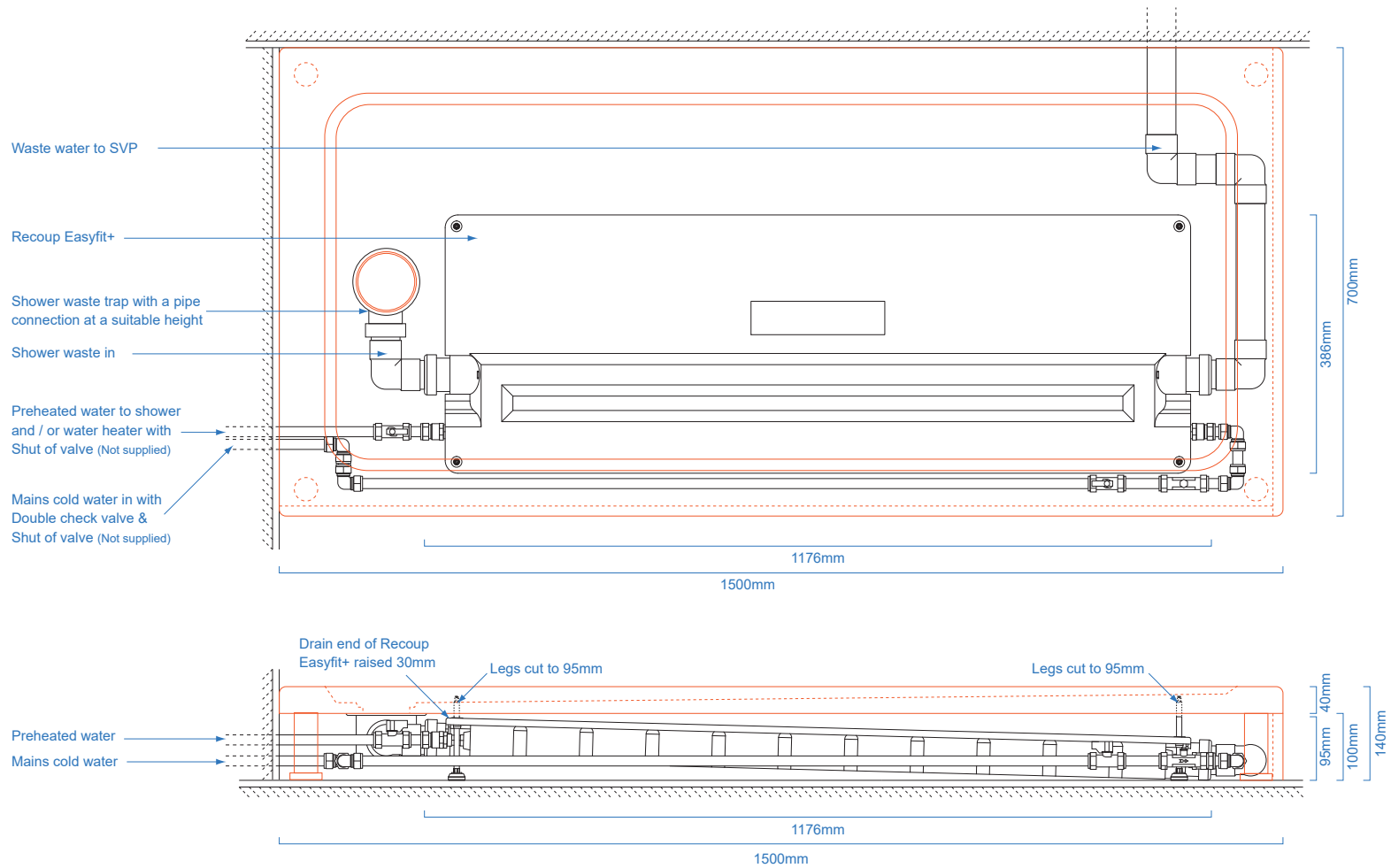
Recoup Energy Solutions Ltd
PO Box 365, Eye,
IP22 9BH

Title: Recoup Easyfit+ Installation Under Shower Tray with Riser Kit & Corner Drain (B)
Date: 16 / 03 / 2023
Scale: Scale 1:10 @A4

Recoup Easyfit+ installed under Mira Flight Low Level Shower Tray 1500mm x 700mm (central drain) raised with Mira Flight Riser Conversion Kit

Also compatible with larger versions of Mira Flight Low Level Shower Tray

NB: Additional alternative support may be required for the tray when using riser conversion kits with central tray legs, always check the shower tray & riser kit manufacturer's installation information.



These drawings are specific to Waste Water Heat Recovery for Showers (WWHRs). Recoup Energy Solutions Ltd do not hold any responsibility for the design or M&E integration of WWHRs to the cold water services. It is the responsibility of the installer to read the specification and installation instructions. WWHRs drawings and installation documentation must be adhered to. THIS DRAWING REMAINS THE PROPERTY OF RECOUP ENERGY SOLUTIONS LTD.



t: 01379 844010
e: info@recoup.co.uk
w: www.recoup.co.uk

Recoup Energy Solutions Ltd
PO Box 365, Eye,
IP22 9BH

Title: Recoup Easyfit+ Installation Under Shower Tray with Riser Kit & Central Drain
Date: 16 / 03 / 2023
Scale: Scale 1:10 @A4